

FEATURES:



- Universal Input: 90~264 Vac
- High Efficiency: Up to 87%
- Active Power Factor Correction
- Short Circuit / Open Circuit Protection
- Meet UL, CE Safety Requirement
- Long Life, High reliability
- Ultra-low ripple without flickering
- 3-year limited warranty



Models
Single output

Model	Max Output Power (W)	Output Voltage Range (V)	Output Current (mA)	Input Voltage (VAC/Hz)	Efficiency (%)
AMEPR50N-42100Z	42.0	30-42	1000	90-264/47-63	87.0
AMEPR50N-42105Z	44.1	30-42	1050	90-264/47-63	87.0
AMEPR50N-42115Z	48.3	30-42	1150	90-264/47-63	87.0

NOTE: All specifications in this datasheet are measured at an ambient temperature of 25°C, humidity <75%, nominal input voltage and at rated output load unless otherwise specified.

Input Specifications

Parameters	Conditions	Typical	Maximum	Units
Input Current	90 VAC, full load		0.76	Arms
Inrush current <2ms	115 VAC, cold start		40	A
	230 VAC, cold start		60	
Leakage current			0.75	mA
Input dissipation	No Load		1.5	W
	Output Short		4.5	W
Power Factor	115 VAC, full load		0.98	
	230 VAC, full load		0.95	
Input Fuse	2A/250V			
Start-up Time	115 VAC, full load		1.5	Sec.
	230 VAC, full load		1.0	Sec.

Output Specifications

Parameters	Conditions	Typical	Maximum	Units
Current accuracy		±5		%
Line regulation	LL to HL	±3		%
Load regulation	Full Output Voltage Range	±5		%
Ripple & Noise			200	mV p-p
Output Current Ripple	Full load		50	mA
Current Overshoot	LL to HL, full load at cold start, % of rated output current		15	%
Hold-up time (min)			0.5	ms
Minimum Load Voltage	See Models Table Above			

Isolation Specifications

Parameters	Conditions	Typical	Rated	Units
Tested I/O voltage	I/P – O/P		3750	VAC
Isolation Resistance	500Vdc	>100		MΩ
Isolation Capacitance		100		pF

General Specifications

Parameters	Conditions	Typical	Maximum	Units
Switching frequency			150	KHz
Over voltage protection			50	V
Short circuit protection	Continuous, Hiccup Mode			
Short circuit restart	Auto Recovery			
Open circuit protection	Continuous, Hiccup Mode			

Operating temperature	Without Derating	-40 to +50	°C
Maximum case temperature		90	°C
Storage temperature		-40 to +85	°C
Temperature coefficient		0.03	% / °C
Cooling	Free Air Convection		
Humidity		90	% RH
Case material	Plastic		
IP Rating	IP54		
Weight		260	g
Dimensions (L X W+ X H)	6.30 X 1.73 X 1.61 inches	160.00 X 44.00 X 41.00 mm	
MTBF	300,000 hrs (MIL-HDBK-217F at +25°C)		

Safety Specifications

Parameters

Standards	Electromagnetic Interference	EN55015 / FCC Part 15, Class B
	Harmonic Current Emissions	EN61000-3-2, Class B
	Voltage fluctuations and flicker	EN61000-3-3
	Electrostatic Discharge Immunity	EN61000-4-2, 8kV Air, 4kV Contact, Level 3, Criteria A
	RF, Electromagnetic Field Immunity	EN61000-4-3, Test-RS Level 3, Criteria A
	Electrical Fast Transient / Burst Immunity	EN61000-4-4, Burst EFT Level 3, Criteria A
	Surge Immunity	EN61000-4-5, Line to Neutral 4kV, Neutral to FG 6kV
	RF, Conducted Disturbance Immunity	EN61000-4-6. Test-CS Level 3, Criteria A
	Power frequency Magnetic Field Immunity	EN61000-4-8, Test 3A/m, Criteria A
	Voltage dips, Short Interruptions Immunity	EN61000-4-11, Criteria B
	Electromagnetic Immunity Requirements Applies to Lighting Equipment	EN61547

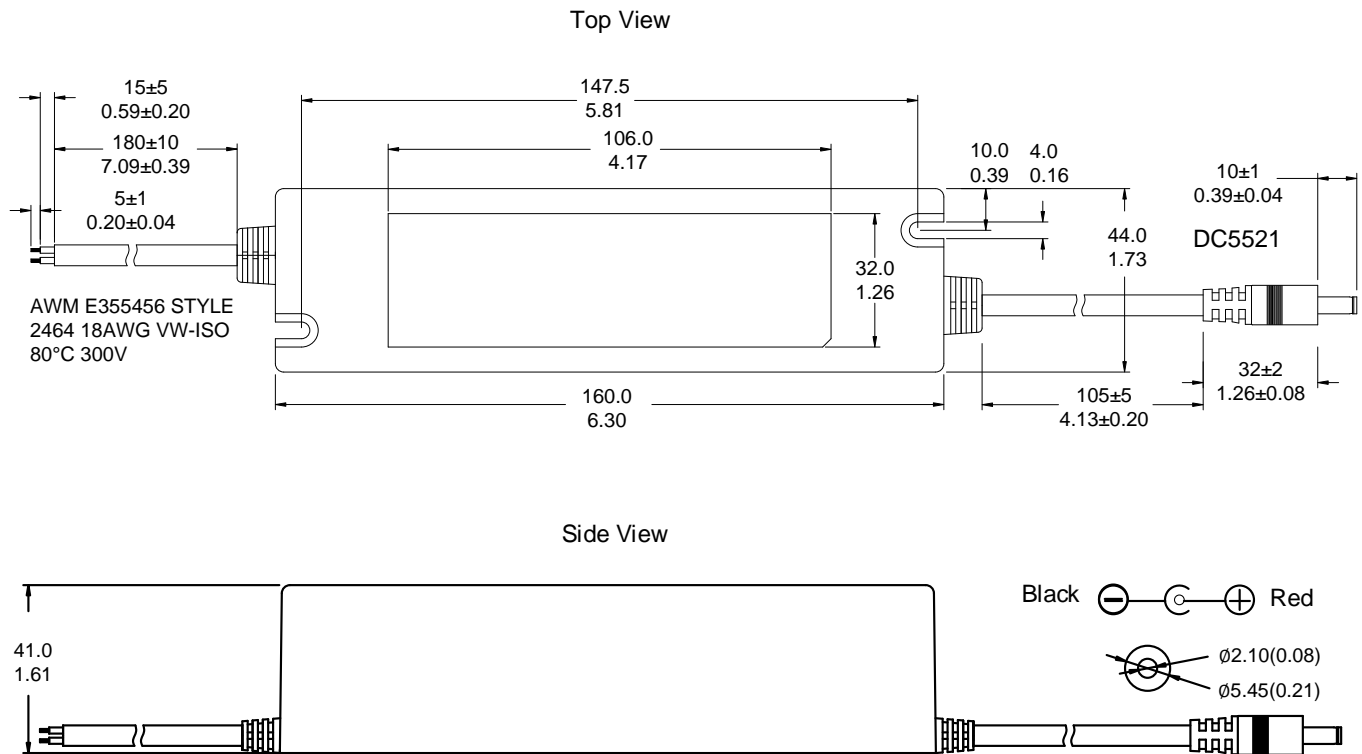
Pin Definition

Pin	Specification / Termination
AC-N	Blue Color, Wire Gauge #18
AC-L	Brown Color, Wire Gauge #18
LED+	The central pin of DC5521 Plug, Connected to the internal red wire
LED-	The external Cylinder pin of DC5521 Plug , Connected to internal black wire

Block diagram

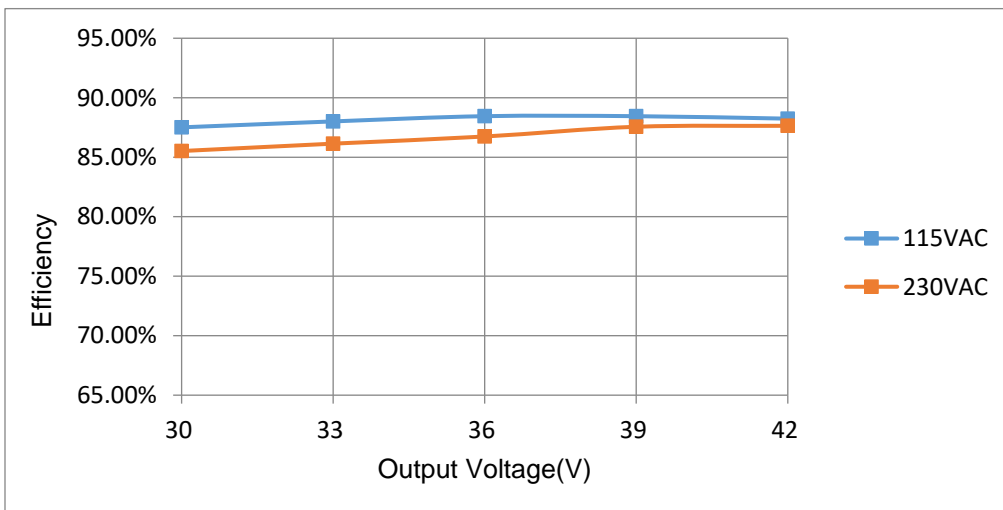


Dimensions

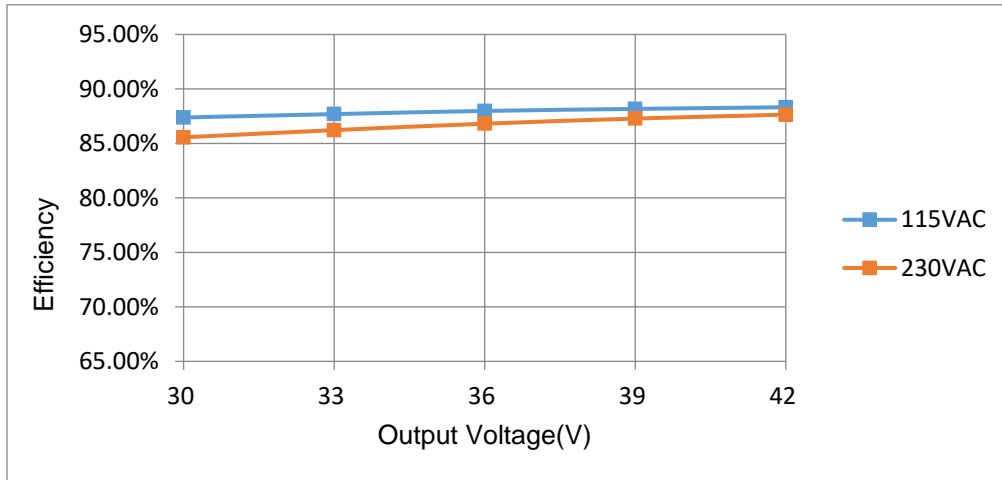


Efficiency Vs. Input Voltage & Output Load Voltage

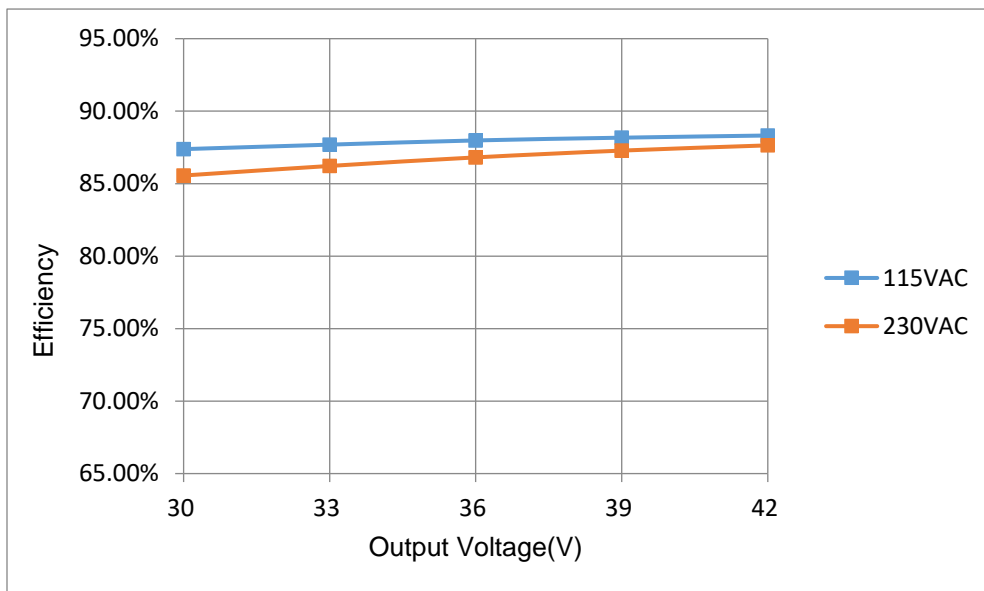
AMEPR50N-42100Z



AMEPR50N-42105Z

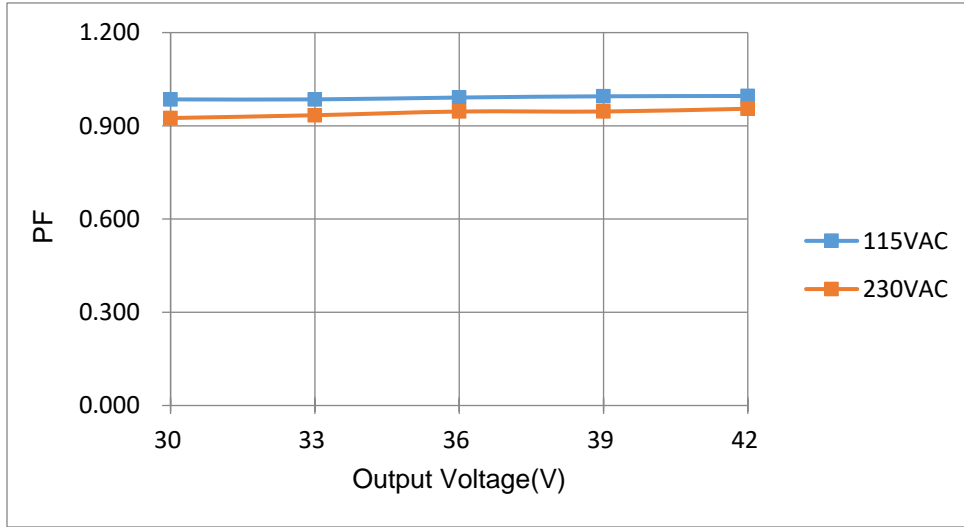


AMEPR50N-42115Z

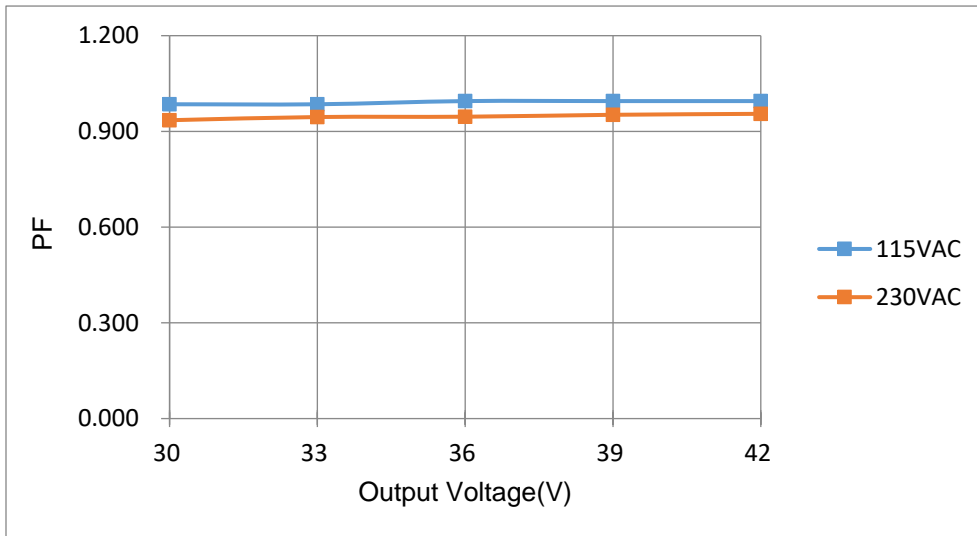


PF vs. Input Voltage & Output Load Voltage

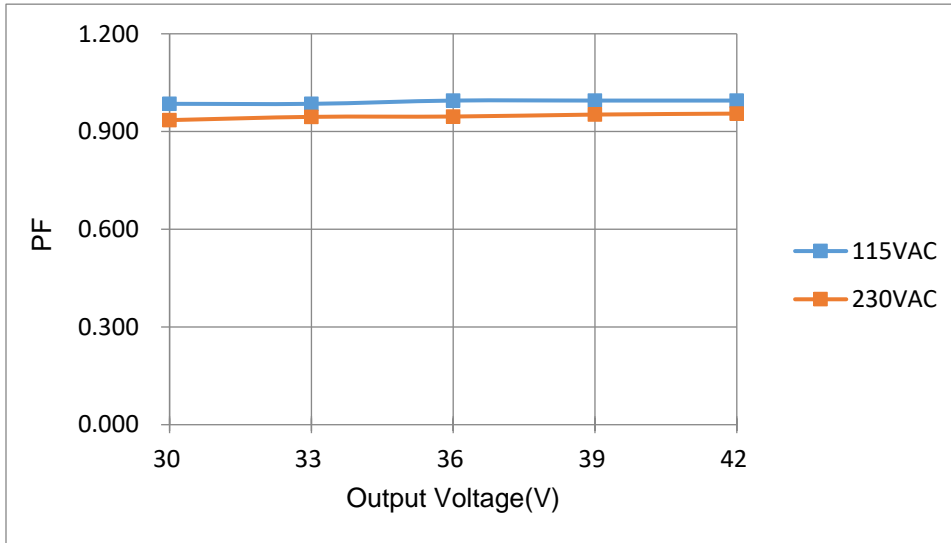
AMEPR50N-42100Z



AMEPR50N-42105Z



AMEPR50N-42115Z



NOTE: **1.** Datasheets are updated as needed and as such, specifications are subject to change without notice. Once printed or downloaded, datasheets are no longer controlled by Aimtec; refer to www.aimtec.com for the most current product specifications. **2.** Product labels shown, including safety agency certifications on labels, may vary based on the date manufactured. **3.** Mechanical drawings and specifications are for reference only. **4.** All specifications are measured at an ambient temperature of 25°C, humidity<75%, nominal input voltage and at rated output load unless otherwise specified. **5.** Aimtec may not have conducted destructive testing or chemical analysis on all internal components and chemicals at the time of publishing this document. CAS numbers and other limited information are considered proprietary and may not be available for release. **6.** This product is not designed for use in critical life support systems, equipment used in hazardous environments, nuclear control systems or other such applications which necessitate specific safety and regulatory standards other the ones listed in this datasheet. **7.** Warranty is in accordance with Aimtec's standard Terms of Sale available at www.aimtec.com.